

# Checkup

Volume 45 • Issue 2 • Fall 2016



WEST COAST  
DISTRICT DENTAL ASSOCIATION

A COMPONENT OF THE  
AMERICAN & FLORIDA DENTAL ASSOCIATIONS



**Annual Meeting  
Brochure Inside!**

# President's Message



*Melissa M. Grimaudo, DMD*

What an exciting year we have ahead! Being involved in our dental profession has always been a passion of mine and I am so honored to serve as your president.

Like many of you, I juggle many hats in my life. In addition to being a dentist and a practice owner, I'm Mom to a 6-year-old daughter and 3-year-old son. I try to make it all look easy, but truth is, there's no way I could do it all without my team. My office team is amazing and makes my time at work efficient and enjoyable. My husband, Joe, is also a dentist and we are blessed to share all responsibilities, in the office and at home.

I also have a team that safeguards my success in dentistry. As a member of the ADA, FDA and WCDDA, you have that same team too. There are people working for you every day. On every tier of the association, there are systems in place to help you be the best dentist you can be. On every level of the tripartite, we have your back. We are here to provide resources, answers to your questions, top-tier continuing education and even a helping hand when you need it.

By working together we strengthen our voice to promote dentistry and the importance of oral health. We are always looking to develop new leaders to move our association forward. Enclosed is a chance for you to raise your hand and join the team. Share your talents by filling out the Connection Card enclosed in this newsletter. Volunteering for your association is just as rewarding personally, as professionally. I hope to meet you soon!

A great place to get together is the West Coast District's 95th Annual Meeting on February 3, 2017. Once again, our program committee is bringing extraordinary speakers close to home. When I heard Dr. John Burgess speak several years ago, he completely changed my perspective on bonding and cementing. I'm interested to hear the latest from the man who does the research.

But as far as my family is concerned, the best event of the year will be the Disney Cruise. For the President's Trip, I've chosen a three night cruise on Disney's Dream. Everyone will have a great time – adults too! From what I hear, sailing with "the Mouse" is the way to go! 🐭

Looking forward to spending the year with you,  
Melissa Grimaudo

## INSIDE THIS ISSUE

Summer Meeting Memories . . . . .	1
WCDDA Fund . . . . .	3
Membership . . . . .	4-5
Members Only . . . . .	6
Mark Your Calendar . . . . .	7
Association Business . . . . .	9
Clinical . . . . .	12-16
Mad Fold-In . . . . .	17



# 2016 Summer Meeting Memories

To view more meeting photos, visit <http://wccdaphotoalbums.shutterfly.com/>.



**Dr. Mike Kirsch** (L) was awarded the Distinguished Service Award for his dedication to organized dentistry.



**Dr. Paul Palo** (R) was awarded for his time served as the Delegation Co-Chair to the FDA.



**Dr. Bob Churney** (L) was awarded for his service as a Board of Trustee member.

## GOLF RESULTS:

Overall Low Net/Gross Winner: **Dr. Oscar Menendez** and **Dr. Rafael Palaganes**  
 Closest to the Pin: **Dr. Rafael Palaganes** and Mr. Jeff Rathmell  
 2-Person Blind Man Quota: **Dr. Chris Bulnes** and Mrs. Karen Buckenheimer

Congratulations to **Dr. Farah Amin** for winning the Annual Meeting drawing! Dr. Amin registered for the Annual Meeting and won 3 days, 2 nights & 9 hours of CE at The Ritz-Carlton, Naples for WCDDA's Summer Meeting, August 4-6, 2017!



**Dr. Bob Churney** in trouble again?

Special thanks to **Dr. Carey Bonham, Dr. Chris Bulnes and Dr. Bob Klement** for organizing these events.



Congratulations to the top male and female 5K Winners, **Dr. Carey Bonham** at 19:53 and Ms. Olivia Rogers at 25:03!



L:R (top) **Drs. Rudy Liddell, Chris Bulnes, Paul Palo, Oscar Menendez, JP, Steve Zuknick, Reza Iranmanesh** (seated) **Drs. Terry Buckenheimer, Melissa Grimaudo, Hugh Wunderlich, Craig Oldham** and **Natalie Carr**.

# Don't Miss

## WCDDA's Annual Summer Meeting

August 4-6, 2017  
 The Ritz-Carlton, Naples

Featuring:

**Dr. Roberta Pileggi, Management of Dental Trauma:  
 An Interdisciplinary Approach  
 Domestic Violence & Medical Errors**



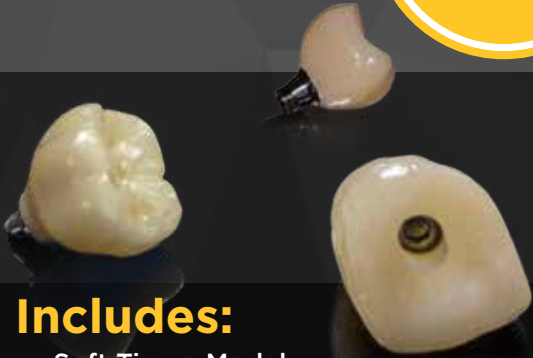
Rooms sell out fast so register today, don't delay! Visit [wcdental.org/2017ritz.pdf](http://wcdental.org/2017ritz.pdf) to download the reservation form or visit [wcdental.org](http://wcdental.org) for more information. To reserve Club Level rooms, contact the WCDDA office at (813) 654-2500 or [Kelsey@wcdental.org](mailto:Kelsey@wcdental.org)

# SIMPLICITY™

Screw Retained Zirconia

**\$279**

EVERYDAY  
LOW-PRICE



## Includes:

- Soft Tissue Model
- Your choice of Solid Zirconia
- Design & Labor
- Screw & Parts

## Warranty Covers:

- 5 year warranty for crown
- Lifetime warranty on all parts

Clinically Proven,

# BAYFLEX™

PARTIALS

**\$149**

INTRODUCTORY  
PRICE  
Reg. \$199

INVISIBLE.

COMFORTABLE.

AFFORDABLE.



10 DAY  
TURNAROUND

Code: WCBAY149

**93%**  
Recommended

## Gordon J. Christensen Clinicians Report\*

\*An independent, non-profit, dental education and product testing foundation, Clinicians Report®, Jan 2014. For the full report, visit <http://bayshoredentalstudio.com/clinicians-report.pdf>

## FULL-SERVICE DENTAL LAB



**\$79**  
Per unit,  
Model-Less

High Translucency  
Zirconia

Ideal for Anteriors



Code: ZCA79WCD

## 3-5 DAY TURNAROUND



**\$69**  
Per unit,  
Model-Less

Full Contour  
Zirconia

Ideal for Posteriors



Code: ZS69WCD



**BAYSHORE**  
DENTAL STUDIO

**CALL 877-620-1668**

BayshoreDentalStudio.com

# WCDDA Fund

The WCDDA Fund supports access to care events and clinics, accredited dental programs and dental health education in thirteen counties. By supporting local events and education, the association is able to impact various important missions and support the profession.

The WCDDA's Annual Fundraiser Raffle was a success! Over \$3,800 was raised and 16 doctors won various items donated. The WCDDA would like to thank the following for their donations towards our successful raffle event held in conjunction with the summer meeting in Naples!

## Raffle Winners:



Round of Golf at Tiburon, Dr. Todd Britten  
\$200 Visa Gift Card, Dr. Alina De La Torre  
\$50 Gift Card, Dr. Neeraja Jasthi  
Unik-45 LED Surgical High Speed, Dr. Neeraja Jasthi  
GoPro Camera, Dr. Neeraja Jasthi  
\$50 Gift Card, Dr. Neeraja Jasthi  
Wine Basket, Dr. Michael Kirsch  
Round of Golf, Dr. Michael Kirsch  
Amazon Echo, Mrs. Sue Klement  
50/50 Raffle, Dr. Steve Krist  
Wine Basket, Dr. Luis Martinez  
Unik LED Large Head High Speed, Dr. Robin Nguyen  
\$100 Visa Gift Card, Dr. Robin Nguyen  
Philips Sonicare Diamond Clean, Dr. A.J. Ogrinc  
Wine Basket, Dr. Ekta Patel  
Greater Highlands Gift Basket, Dr. John Paul  
Oral B Whitening 3000, Dr. Patricia Scott  
25% off coupon to Henry Schein, Dr. Jeff Scott  
Oral B Whitening 3000, Dr. Patricia Scott  
\$100 Apple Gift Card, Dr. Matthew Waite  
Apple Watch, Dr. Monica Weick  
Fitbit, Dr. Shirin Yasrebi

## Raffle Donations Provided by:

Crest & Oral-B  
Crosstex  
Freedom Bank  
Helms Briscoe  
Henry Schein  
Hillsborough Community College  
FDA Services  
FDA Supplies  
KW Enterprises  
Dr. Michael Kirsch

Lee County Dental Society  
OnTrak Promographics  
Philips  
Shamrock Dental  
Southern Dental Refining  
Tailored Financial Strategies Team  
of Raymond James  
Tiburon Golf Club  
Weave



## Dan Bertoch Memorial Grant

Dan Bertoch Memorial Grant: Dr. Dan Bertoch devoted much time to advocacy for the dental profession. It is in his spirit that a Memorial Fund in Dan's name was established in 2011 to provide funding for a first-time attendee(s) to Dentists' Day on the Hill in Tallahassee on April 4, 2017. The grant can be used towards transportation to and from Tallahassee and accommodations at the host hotel.

For questions regarding the Dan Bertoch Memorial Grant, contact the WCDDA Office at (813) 654-2500 or email: [lissette@wcdental.org](mailto:lissette@wcdental.org).

*President's  
Trip*

**3-night Bahamas Cruise  
Aboard the Enchanting  
Disney Dream**

**April 28, 2017 from  
Port Canaveral, FL**

Submit a Reservation Request  
TODAY by emailing  
[sara@wishuponastarwithus.com](mailto:sara@wishuponastarwithus.com)  
or call (813) 671-1199.

*6 hours of CE will be provided.*



# WCDDA Members

Congratulations to the following members for their continued commitment! The year 2016 marks their major milestone in supporting organized dentistry.

## 25 Years

Dr. Jeffrey Barnes  
Dr. Silvia Boyd  
Dr. Janine Cornelius  
Dr. Alan Davis  
Dr. Tod Fawcett  
Dr. Gregory Filion  
Dr. Robin Hawley  
Dr. Robert Hedgepath  
Dr. Barry Hothersall

Dr. Oivind Jensen  
Dr. Matthew Johnson  
Dr. Andrew Kaldany  
Dr. Raed Kasem  
Dr. Marvin Kennard  
Dr. Stephen Layton  
Dr. Mark Levinsky  
Dr. James Massa  
Dr. David McDonald

Dr. Loren Orlick  
Dr. Brian O'Sullivan  
Dr. Paul Palo  
Dr. Thomas Parkinson  
Dr. Francis Pazulski  
Dr. Barbara Platte  
Dr. Thomas Porter  
Dr. Lori Ransohoff  
Dr. Ernest Rillman

Dr. Mark Rogers  
Dr. Lisa Schnell  
Dr. Scott Schwartz  
Dr. Patricia Scott  
Dr. Mark Singer  
Dr. Goldie Smith  
Dr. Jeffrey Stein  
Dr. Gregory Stepanski  
Dr. Jeffrey Stuckert

Dr. George Strickland  
Dr. Liwen Tao  
Dr. Angella Tomlinson  
Dr. Tim Verwest  
Dr. William Weith  
Dr. Carol Weith  
Dr. Michael Willis  
Dr. Katarina Wise  
Dr. Antonio Yu Way

## 35 Years

Dr. Rodney Ackley  
Dr. William Belton  
Dr. Brendan Dwyer  
Dr. William Geyer  
Dr. Harry Insko

Dr. William Marsh  
Dr. Kathryn McClintock  
Dr. Stephen Obrochta  
Dr. Gilbert Sarabia  
Dr. David Trettenero

## 50 Years

Dr. George Boring  
Dr. Thomas Garrett  
Dr. Marlin Walker

## 60 Years

Dr. Zenaida Abadal  
Dr. Laurent Belanger  
Dr. Jack Conner  
Dr. Peter Dawson  
Dr. John Flower

Dr. Charles Holmes  
Dr. Keith Korneisel  
Dr. Lawrence Morgan  
Dr. James Rayes  
Dr. Robert Williams

## Life Members

Dr. William Aughton  
Dr. Anna Avola  
Dr. John Belcher  
Dr. Robert Bousquet  
Dr. Billy Brown  
Dr. Nicholas Catsos  
Dr. Michael Cobbe  
Dr. Dennis Corona  
Dr. Ralph DeDomenico  
Dr. Earle Edwards  
Dr. David Ferry  
Dr. Garland Forbes  
Dr. John France

Dr. Richard Furman  
Dr. John Gonzalez  
Dr. Anton Gotlieb  
Dr. Walter Griggs  
Dr. Blayne Gumm  
Dr. Rosemary Herlihy  
Dr. Timothy Higgins  
Dr. Christopher Hoek  
Dr. Harold Hopkins  
Dr. Robert Hulen  
Dr. Ronald James  
Dr. Dennis Jones  
Dr. Stephen Krist

Dr. Linda Laabs  
Dr. Patrick Lepeak  
Dr. Barry Levine  
Dr. Dennis Logue  
Dr. Larry Maggiore  
Dr. William Marsh  
Dr. David McKay  
Dr. Edward Mortellaro  
Dr. Gary Novak  
Dr. George Peak  
Dr. Robert Perez  
Dr. Richard Plummer  
Dr. Frank Recker

Dr. Thomas Roth  
Dr. Hermann Schulze  
Dr. Markus Sherry  
Dr. John Singer  
Dr. Jeffrey Smith  
Dr. Cary Stimson  
Dr. Jay Suverkrup  
Dr. John Walker  
Dr. Clark Wright  
Dr. Joseph Yuravich

## The WCDDA would like to extend a warm welcome to new and returning members of the American, Florida and West Coast Dental Associations

Dr. Jason Alter, Saint Petersburg  
Dr. Clay Alviani, Tampa  
Dr. Daniel Amyradakis, Lehigh Acres  
Dr. Michael Andersen, Fort Myers  
Dr. Sheno Bennett, Spring Hill  
Dr. Fred Benzenhafer, Saint Petersburg  
Dr. Igor Bilov, North Port  
Dr. Harrison Black, Tampa  
Dr. Gibson Boswell, Tampa  
Dr. Kenton Brandimore, Saint Petersburg  
Dr. Carina Canizares, Saint Petersburg  
Dr. Carina Catipovic, Wesley Chapel  
Dr. William Chais, Cape Coral  
Dr. Shweta Chapagain, Palm Harbor  
Dr. Eros Chaves, Seminole  
Dr. Seng Kyu Choi, Tampa  
Dr. Stephanie Cole, Sarasota  
Dr. Sharon Colvin, Bradenton  
Dr. Gianna De Simone, Winter Haven  
Dr. Raymond Dixon, University Park

Dr. Jacqueline Dorociak, Seminole  
Dr. Kelli Eberhardt, Bonita Springs  
Dr. Derek Espino, Spring Hill  
Dr. Maira Estrada, Lakeland  
Dr. Fadi Fares, New Port Richey  
Dr. Ivette Fernandez, Punta Gorda  
Dr. Jennifer Fiorica, New Port Richey  
Dr. Charlotte Fowler, Bradenton  
Dr. Maria Garcia, Naples  
Dr. Anna Gayday, Clearwater  
Dr. John Girgis, Tampa  
Dr. Gabrielle Goodman, Clearwater  
Dr. Andrea Gordillo, Brandon  
Dr. Saachi Goyal, Lakeland  
Dr. Brittany Guerrero, Tampa  
Dr. Cole Haggerty, Lakeland  
Dr. MHD Nadim Haidar, Haines City  
Dr. Beenabehen Harkhani, Fort Myers  
Dr. Kendrah Harper, Lakeland  
Dr. Annette Harriman, Sarasota

Dr. Trevor Hart, Fort Myers  
Dr. Eric Heisser, Naples  
Dr. Johanna Hernandez, Naples  
Dr. Helen Hoveida, Plant City  
Dr. Jennifer Hughes, Naples  
Dr. Sorina Ilie, Naples  
Dr. Jacqueline Jakubiec, Tampa  
Dr. Tawana Jenkins, Tampa  
Dr. Sarah Johnson, Sarasota  
Dr. Myriam Jourdan, Tampa  
Dr. Yuriy Kuchmak, Bradenton  
Dr. Eugene Kulaga, Sarasota  
Dr. Joana Lastres, Fort Myers  
Dr. Vitaly Levintov, Palm Harbor  
Dr. Santiago Lopez, Davenport  
Dr. Sadaf Mahdavi, Valrico  
Dr. Julie Mancera - Loftin, Immokalee  
Dr. Brian Mannari, Saint Petersburg  
Dr. Gjergj Mara, Port Richey

(continued on page 5)

# Show Commitment

Dr. Joseph Massey, Spring Hill  
 Dr. Stephanie Mazariegos, Saint Petersburg  
 Dr. Nicholas Mickelson, Tampa  
 Dr. Alicia Millan-Morales, Clearwater  
 Dr. Viviana Mora, Lakeland  
 Dr. Laura Munoz, Clearwater  
 Dr. Tony Nader, Seminole  
 Dr. Brittany Nalley, Palm Harbor  
 Dr. Ashley Nati, Tampa  
 Dr. Donna Nichols, Tampa  
 Dr. Efren Ormaza, Tampa  
 Dr. Jimmy Orphee, Winter Haven  
 Dr. Dharmendra Pansuriya, Sarasota  
 Dr. Gustavo Parajon, Lakeland  
 Dr. Benjamin Pass, Palm Harbor  
 Dr. Kelly Paula, Palm Harbor  
 Dr. Samuel Pero, Lake Wales

Dr. Elena Petrova, Sarasota  
 Dr. Pete Pham, Saint Petersburg  
 Dr. Queanh Phan, Naples  
 Dr. Emily Plaza, Fort Myers  
 Dr. Jillian Porto, Seminole  
 Dr. Madge Potts-Williams, Bradenton  
 Dr. Kampa Raju, Naples  
 Dr. Navid Ramsi, Tampa  
 Dr. Theyyar Rangarajan, Naples  
 Dr. Kirstin Rasmussen, Tampa  
 Dr. Michelle Ringwald, Bradenton  
 Dr. Jade Rivera, Sarasota  
 Dr. Roxann Russell Aves, Tampa  
 Dr. Maksym Ruzanov, Seminole  
 Dr. Adam Scheurer, Fort Myers  
 Dr. David Schirmer, Sarasota  
 Dr. Courtney Schlenker, Seminole

Dr. David Smith, Bradenton  
 Dr. Rachel Spicola, Oldsmar  
 Dr. Katharine Stringer, Naples  
 Dr. Gayathri Subbaraya, Riverview  
 Dr. Monica Tabbita, Fort Myers  
 Dr. Kirsten Teresi, Temple Terrace  
 Dr. Richard Thibodeau, Lehigh Acres  
 Dr. Jonathan Van Dyke, Palm Harbor  
 Dr. Brianne Wade, Saint Petersburg  
 Dr. Corey Warrenbran, Sarasota  
 Dr. Crystal Watters, Ellenton  
 Dr. Ariel Westervelt, Bonita Springs  
 Dr. Karen Wilkinson, Fort Myers  
 Dr. Linda Yang, Saint Petersburg  
 Dr. Susan Yasrebi, Tampa

## In Memoriam

We are deeply saddened by the death of our colleagues.

**Albert Fears, DDS of Largo – July 4, 2016**  
**Andrew McKeveny, DMD of Lakeland – May 9, 2016**  
**Cary Stimson, DDS of Dunedin – October 17, 2016**

A contribution has been made to the WCDDA Fund in their memory. If you would like to make a contribution, please make your check payable to the Florida Dental Health Foundation, indicate WCDDA Fund in the memo and mail to: Florida Dental Association, Attn: Foundation, 1111 East Tennessee Street. Tallahassee, Florida, 32308-6914.



## Doctor's Choice Companies, Inc

**LET'S TALK ! 561-746-2102**

**FLORIDA'S LEADER IN PRACTICE SALES**



**J. Kenny Jones**  
President/Broker



**Dr. Jack Saxonhouse**  
Palm Beach County



**Morcie Smith CFP**  
West Coast



**Mary Ann Serkin**  
Northrast/Central



**Deanna Eiss**  
Central Florida



**Curtis Johnson**  
Equipment Appraisals



**Dr. Chip Kilcourse**  
Central, FL



**Dr. Marshall Berger**  
Broward County



**Dr. Jerry Pyser**  
Southwest



**Dr. Alex Cardounel**  
Southeast



**Dr. Tony Hodge**  
Treasure Coast



**Dr. Carlton Schwartz**  
Northwest



**Ron Rubenstein**  
Practice Sales



**Melanie Aranda**  
Associate Placement



**Greg Jones**  
Real Estate Sales  
Leasing &



**Samantha Jones**  
Executive  
Secretary



**FOR INFORMATION ON OPPORTUNITIES  
 CALL OR VISIT OUR WEBSITE  
[www.doctorschoice1.net](http://www.doctorschoice1.net)  
 561-746-2102**

### Services

- \* Practice Sales and Purchases
- \* Pre-Retirement Strategy
- \* Practice Appraisals
- \* Associate Placement (Buy-In's)
- \* Commercial Property Sales/Leasing
- \* Investment Real Estate



# Members Only Access...

"LIKE" WCDDA on

facebook



twitter

@AmerDentalAssn

@ADAMouthHealthy

@ADANews

@FDADental

**Becoming a member has never been easier! Join today!**

View all the benefits of being a member by visiting <http://www.floridadental.org/members/member-resource/benefits>.

For more information about membership and how to join, call (800) 260-5277 or visit [www.wcdental.org](http://www.wcdental.org) or [www.floridadental.org](http://www.floridadental.org).

## *Unlock Your Toolbox and Access Your Benefits Today!*

**Advocacy:** FDA and ADA lobbyists actively monitor issues and bills that affect dentistry. Visit [ada.org/advocacy.aspx](http://ada.org/advocacy.aspx) to view other important issues currently impacting dentistry.

**Peer Review:** You can often avoid costly legal fees and malpractice suits by using this free service, available only to members.

**ADA" Find a Dentist" Feature:** The online tool, [mouthhealthy.org](http://mouthhealthy.org) promotes your practice by allowing you to keep your profile up to date and making it easy for potential patients to locate your practice.

**FDA Services:** Provides a wide range of insurance at affordable rates. Individual/Group Health, Professional Liability, Term Life, Workers Compensation, Disability, Malpractice, Auto and Pension plans are available. Contact Rick D'Angelo at (813) 475-6948 or [rick.dangelo@fdaservices.com](mailto:rick.dangelo@fdaservices.com).

**Crown Savings:** FDA Services has researched and vetted business solutions so members can take advantage of exclusive deals and discounts offered through the Crown Savings program. Members who participate will save time, money and hassle, putting the focus back on patient care. Visit [fdaservices.com/crownsavings](http://fdaservices.com/crownsavings).

**Legal Resources:** Legal questions and answers are an educational service of the Florida Dental Association (FDA) for members only. They have been prepared by FDA legal staff based on years of experience.

**Contract Analysis:** The American Dental Association (ADA) Contract Analysis Service analyzes third-party managed-care contracts to inform you in clear language about the provisions of the contracts so you can make informed decisions about the implications of participation.

**Leadership Opportunities:** Your input at the local level is vital for dentistry today and in the future. To get involved, complete the enclosed Connection Card and return to the WCDDA Office or for more information, email [lissette@wcdental.org](mailto:lissette@wcdental.org).

**ADA/FDA/WCDDA Websites:** Information right at your fingertips, visit [ada.org](http://ada.org), [floridadental.org](http://floridadental.org) and [wcdental.org](http://wcdental.org) to access important information on laws, rules, continuing education and employment opportunities. Visit ADA's New Dentist Blog, [newdentistblog.ada.org](http://newdentistblog.ada.org) and FDA's Beyond the Bite Blog, [floridadental.org/members/fda-blog](http://floridadental.org/members/fda-blog).

**CE Programs/Annual Meetings/Affiliate Meetings:** Each association hosts annual meetings and monthly meetings that provide high quality continuing education to members and their staff at a significantly reduced rate. WCDDA's Annual Winter and Summer Meetings, WCDDA Affiliate Meetings, Florida Dental Convention (FDC) and the ADA's Annual Session.

**Free Florida and HIPAA Compliance Forms:** Free HIPAA forms are available to all members. Visit [floridadental.org/members/member-resource](http://floridadental.org/members/member-resource)

**Free Online CE:** Members receive up to 30 hours of FREE online CE courses at [floridadental.org](http://floridadental.org).

**CE Broker Tracking:** Continuing education attendance records are uploaded into [CEbroker.com](http://CEbroker.com) for each member who attends a meeting at the FDA, WCDDA and affiliate levels.



# Peer Review - A Critical, Members Only Benefit



Dr. Luis E. Martinez

## How Peer Review Works ...

You can often avoid costly legal fees and malpractice suits by using this free service available only to members.

Here is an example of the process:

1. A patient calls the component or affiliate office with a complaint about a dental care outcome. Many times the staff can resolve the issue over the phone. Only cases involving problems with actual treatment and procedures are eligible for mediation. If the Peer Review Chair is called in, he/she generally reviews the patient's complaint and the dentist's records; and then, attempts to resolve the issue.
2. If the complaint is not resolved, the next step is arbitration. This involves bringing in the patient. A team of three dentists interviews the patient and evaluates the treatment. After the patient leaves, the dentist under review comes in and explains his/her side of the dispute and treatment.
3. The Peer Review team then recommends a solution, which could involve not only returning the money, but also what it would cost to correct the issue. The committee could also agree with the dentist. A recommendation is made that neither the dentist nor the patient has to abide by. Peer Review doesn't always have to be started by a disgruntled patient. A frustrated dentist who feels that everything has been done to satisfy the patient, with no success, also can recommend Peer Review. This is a service provided by colleagues to other members to help mediate problems, and most of the time, avoid costly and emotionally draining litigation or Board of Dentistry complaints. When the evaluators review a case, it is in strict confidence. They treat the situation as if they were the ones who had the complaint against them. Peer Review is only possible when members work together to support each other with the patient's best interest as the focus. 🇺🇸

— excerpted from an article by Luis E. Martinez, DMD, PA in Today's FDA

## Peer Review Saves

The Board of Dentistry (BOD) has reviewed **1,501 complaints in the past 12 months**. Indemnity, court costs and fines to dentists totaled **\$1,976,486.20**. This staggering figure does not include time out of the office and attorney fees.

**Member dentists** can often avoid the BOD and access peer review through the WCDDA office. Many times WCDDA staff is able to defuse the situation prior to any Board action. **103 cases were quietly resolved through peer review in the last 19 months.**

Thank you to the Peer Review Chairs of each affiliate for helping members and their patients come to resolutions.

Dr. Henry Acosta, Polk  
Dr. Deirdre Campbell Catlin, Lee  
Dr. R. Stephen Evans, Collier  
Dr. Carl Mallick, Sarasota  
Dr. Luis Martinez, Pinellas  
Dr. Matthew Navidomskis, Charlotte  
Dr. Mark Obman, Upper Pinellas  
Dr. James Oxeer, Greater Highlands  
Dr. Stephen Peirce, Manatee  
Dr. Thomas Reinhart, Hillsborough  
Dr. Harley Richards, Polk  
Dr. Paul Rubenstein, Hernando  
Dr. John Walker, West Pasco

## 2017 ~ Mark Your Calendar ~ 2017

WCDDA Delegation Caucus Meeting . . . . . January 10  
FDA House of Delegates, Tampa . . . . . January 27-28  
WCDDA President's Reception, Oxford Exchange, Tampa . . . Feb. 2  
**WCDDA Annual Meeting, CAMLS, Tampa . . . . . February 3**  
\*WCDDA Breakfast Lecture Series, Renaissance, Tampa . March 11  
FDA Mission of Mercy, Pensacola. . . . . March 23-25  
FDA Dentists' Day on the Hill, Tallahassee. . . . . April 3-4

WCDDA President's Trip, Disney Cruise . . . . . April 28-May 1  
WCDDA Executive Cabinet Meeting, Brandon . . . . . May 19  
\*WCDDA Breakfast Lecture Series, Renaissance, Tampa . . . May 20  
Florida Dental Convention, Orlando . . . . . June 22-24  
FDA House of Delegates, Orlando . . . . . June 23-24  
**WCDDA Summer Meeting, Naples . . . . . August 4-6**  
**\*New Dentist Event**

# “TREATING CLIENTS LIKE FAMILY IS JUST SECOND NATURE.

I GREW UP IN MY FATHER’S DENTAL PRACTICE. ”

Not just any broker can say this.



Greg Auerbach, MBA  
Greg.Auerbach@HenrySchein.com  
727.498.5670

And, not just any broker has this said about him.

“Greg made a very complicated process understandable – always ready to answer any questions or concerns. I truly felt he was my advocate and made the whole experience pain free (important in business as well as dentistry).”

– Greg Dickinson, DDS –  
Sarasota

DENTAL PRACTICE SALES | APPRAISALS | PARTNERSHIPS | BUY-INS & BUY-OUTS | MULTI-DOCTOR TRANSITIONS | ASSOCIATESHIPS

**ADS Florida**

Now a division of Henry Schein Professional Practice Transitions

ADSflorida.com

**HENRY SCHEIN®**

PROFESSIONAL PRACTICE TRANSITIONS

HenryScheinPPT.com





# Association Business - Official Calls

## Accepting Nominations:

The WCDDA is accepting written nominations for WCDDA Secretary. This is the entry level for the WCDDA leadership ladder. Any WCDDA member may be nominated. The Nominating Committee will review the names and make recommendations to the Executive Cabinet. Please forward written nominations to the WCDDA Executive Cabinet prior to March 3, 2017.

## Nominations are being accepted for the following:

**Distinguished Service Award:** This award is given to a member for outstanding service toward the dental profession and the West Coast District Dental Association.

**Dan Bertoch Leadership Award:** This award is given to a young dentist who has proven leadership skills.

**Affiliate of the Year Award:** This is given to an affiliate that has contributed the most towards improving the WCDDA by increasing membership numbers, having the most volunteers, and supporting the ideas, activities and meetings of the WCDDA.

**Please submit nominations to the WCDDA office by Dec. 31, 2016.**

Awards will be presented at the President's Reception in conjunction with the WCDDA's Annual Meeting on February 2, 2017 at Oxford Exchange in Tampa. 🇺🇸

## Official Calls


There will be a caucus of the West Coast District Dental Association's Delegation on Tuesday, January 10, 2017 at 6:00 p.m. via conference call. There will be twelve sites throughout the West Coast district.

The West Coast District Dental Association will hold a breakfast caucus in conjunction with the Florida Dental Association's House of Delegates meeting Saturday, January 28, 2017 at 7:00 a.m. at the Tampa Airport Marriott.

**Dr. Reza Iranmanesh**  
WCDDA Secretary

**FREE PRACTICE APPRAISAL**

Visit our website at [www.AFTCO.net](http://www.AFTCO.net) or call  
800.232.3826



**FREE PRACTICE APPRAISAL**  
(\$5,000 value)

**CAN BE USED FOR:**

- Practice Sales Partnerships
- Second Opinions
- Insurance Coverage
- Personal Net Worth
- Retirement Planning

**Practice Sales & Purchases Over \$3.2 Billion!**



A busy schedule shouldn't get in the way of a plan for your future.



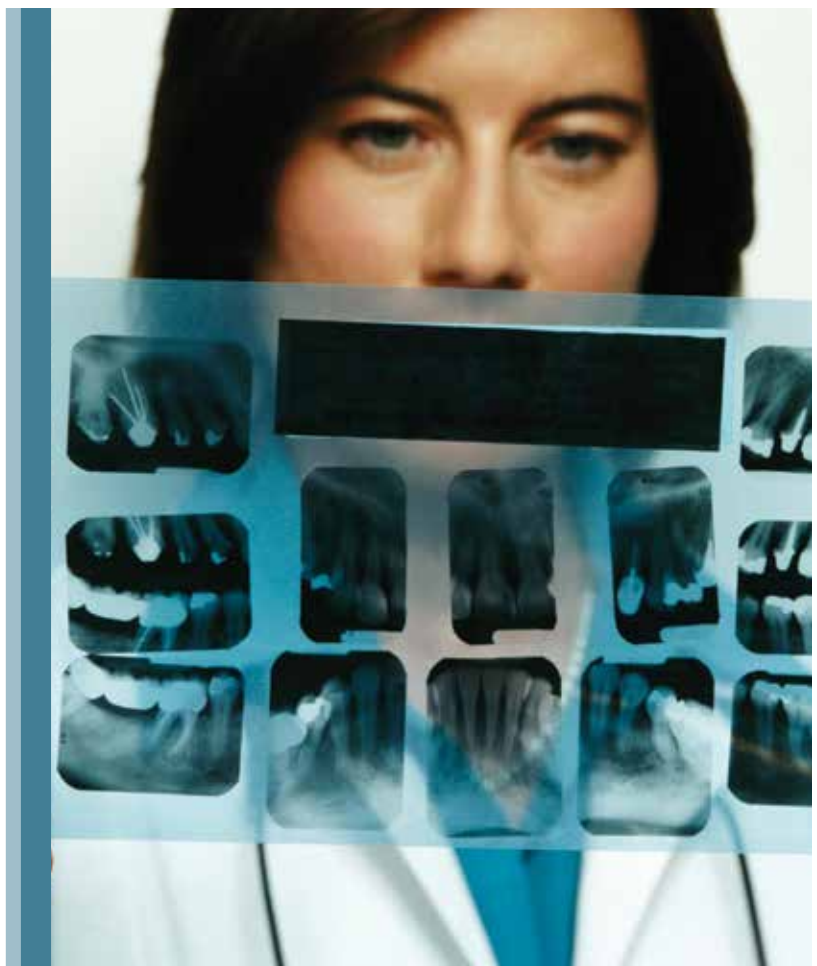
**Kirk L. Gravelle CFP®, CIMA®**  
Senior Investment Management Consultant  
First Vice President  
Financial Advisor

50 N Laura St  
Jacksonville, FL 32202  
904-665-0453  
[kirk.gravelle@morganstanley.com](mailto:kirk.gravelle@morganstanley.com)  
[www.morganstanleyfa.com/kirk.gravelle](http://www.morganstanleyfa.com/kirk.gravelle)

It's easy to lose track of your financial plan when your days are filled with other responsibilities. As a Morgan Stanley Financial Advisor, I can work with you to understand your goals and help you create an investment strategy that's right for you. With your future on track, you can focus on all that's happening in your life now. Call me today to learn more.

Morgan Stanley

# LET'S TAKE A CLOSER LOOK AT YOUR INSURANCE COVERAGE



Contact us for a full review of your professional insurance portfolio. We'll make sure you have the coverage you need to practice with peace of mind.

## TRY YOUR AGENT...

- Professional Liability
- Office Overhead
- Individual Health
- Annuities
- Office Package
- Workers Comp
- Life Insurance
- Auto & Boat
- Disability Income
- Group Health
- Long-Term Care
- More...



**Rick D'Angelo**  
*Director of Sales*

P: 813.475.6948 | F: 813.475.6959  
E: rick.dangelo@fdaservices.com



**services inc.**  
FLORIDA DENTAL ASSOCIATION  
SM




# Dr. Buckenheimer's Journey

On October 24, 2016, our own **Dr. Terry Buckenheimer** retired as American Dental Association Trustee. His four year term on the board ended at the close of the American Dental Association Annual Session in Denver. Typically the outgoing trustees will run a year long coast to coast campaign to become the next ADA President-Elect. Although Dr. Buckenheimer did not win this razor-thin election, he was extremely proud of the "entire village" that rallied to his national campaign. Many thanks to **Drs. Paul Miller, Rudy Liddell,**

**John Paul, Zack Kalarickal, Chris Bulnes, Paul Palo, Nolan Allen, Steve Zuknick, Rick Stevenson and Jolene Paramore** for countless hours of campaign management, design, video production, meeting planning and consultation. In addition, FDA director Drew Eason and WCDDA staff Lissette Zuknick and Kelsey Bulnes volunteered much time away from the office. And dozens of other dentists provided financial support from the WCDDA and the entire state of Florida. For many weeks before and during the ADA Annual Session the entire Florida delegation to the ADA networked and campaigned for Dr. Buckenheimer. It really is staggering the amount of time out of the office and travel required of a national campaign. Although he is retiring from ADA leadership which caps 35 years of continuous service to organized dentistry, he will still be serving us and the community for years to come. All Florida Dental Association members and especially those of the WCDDA can be proud of our favorite son... **Dr. Terry Buckenheimer.** 🇺🇸



ASDA students & friends of Dr. Buckenheimer.



## TECHNOLOGY FOR **SMOOTH TRANSACTIONS** PRICING FOR **LOWER COSTS**

### Specialized Payment Processing for *Your* Practice.

- **Next-day funding** with a deposit account
- **Pass-through pricing structure** that saves on fees
- Computer-Based Point of Sale payment systems that **free up phone lines** and are *more flexible and adaptable* than desktop swipers
- An experienced, dedicated team that understands the unique needs of your business model
- . . . *and more!*

Call us today at **866-670-5087**  
to learn how we can build a  
better partnership!

Barry Barritt  
402-351-6970

AFN47002\_0814

**Mutual of Omaha Bank**   
[mutualofomahabank.com/merchants](http://mutualofomahabank.com/merchants)

Member FDIC  Equal Housing Lender

# Clinical and Radiographic Examination of Endoscopically Controlled Indirect Sinus Lift

## An In vivo Study

Shefali Phogat, M.D.S.; Reshu Madan, M.D.S.; Harish Yadav, M.D.S.;

Anil Yadav, M.D.S.; Puja Malhotra, M.D.S.

### ABSTRACT

**It was the aim of this study to quantify the gain in height of bone at implant sites by endoscopically controlled osteotome sinus floor elevations (ECOSFE) with simultaneous implant placement and to report the number of sinus membrane perforations. An indirect sinus lift was done in 10 patients under endoscopic control with an osteotome technique. The average residual height of the alveolar crest in the posterior maxilla was 5.625 mm. Elevation of the sinus floor was done using conventional sinus floor elevation instruments. A mean elevation of 5.205 mm was achieved. Twenty implants ranging in length from 10 mm to 13 mm (mean implant length 10.65 mm) were placed. As augmentation material, platelet-rich fibrin and autogenous bone were used. The sinus membrane could be visualized throughout the procedure and revealed no perforation. This technique is a safe and well-controlled procedure that allows immediate implant placement following sinus augmentation. It is more acceptable to patients, and can be applied to any implant system.**

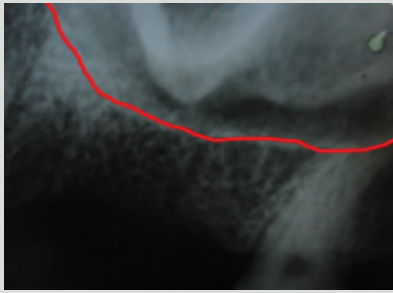
Endoscopy allows a surgeon to perform adequate surgical procedures with minimal injury to the human body. Endoscopy has long been used in the field of medicine but only lately has gained popularity in the field of dentistry. Implant restoration of the posterior maxilla poses a significant challenge to the clinician because of the anatomical location of maxillary sinuses and the poor quality and quantity of bone.

Thinner cortical plate, larger marrow spaces and lesser density make the bone quality poor, which, in turn, leads to faster resorption subsequent to tooth extraction.<sup>1</sup> Unlike the mandible, here bone loss occurs not only from the crestal side, but also from the apical side of the socket due to pneumatization of the maxillary sinus, leading to poorer bone quality.<sup>2-4</sup> As a result, poorer success of implants has been reported in the maxilla as compared to the mandible.<sup>5</sup>

In order to attain long-term success of implants, the clinician needs to augment the bone whenever it is below the critical level. Sinus augmentation techniques of grafting and implant placement are accomplished as either a one-step or two-step surgical procedure.<sup>6</sup> The one-step procedure should be reserved for patients who have at least 5 mm of alveolar bone in the posterior maxilla to stabilize the implants.<sup>7</sup> Less than 5 mm of available host bone is considered insufficient to mechanically maintain the endosteal implants. Thus, the two-step procedure, like onlay grafting, has been recommended in these patients.<sup>8,9</sup>

Among one-step procedures, the lateral window approach indirect sinus lift and the crestal approach indirect sinus lift are the





**Figure A.** Preoperative IOPA X-ray. Sinus lining is marked with red line.



**Figure B.** Endoscope and osteotome in position.



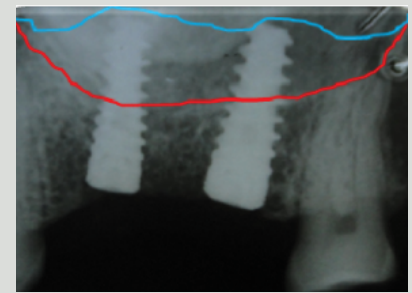
**Figure C.** Clinical & endoscopic view of green stick fracture of bone at sinus floor.



**Figure D.** Last view of implant seen through membrane before suturing.



**Figure E.** Implants placed.



**Figure F.** Six-month postoperative IOPA radiograph of patient. Red line depicts preoperative level of sinus lining and blue line postoperative level.

most popular. The direct sinus lift procedure was first described in 1977 by Tatum.<sup>7,8,10,11</sup> In 1980, Boyne and James introduced the lateral osteotomy. Indirect sinus lift (osteotome technique) was introduced by Summers in 1994.<sup>12</sup> Using the elasticity of the bone, Summers started floor dilatation of the sinus, thus increasing the length of his implants. The disadvantages of this technique are its limited indications with only 1 mm to 2 mm gain in the height of bone and the absence of direct visual control of the state of the sinus membrane.<sup>13</sup>

The osteotome technique has been reported to improve the survival rate of implants in the residual bone of the posterior maxilla.<sup>14</sup> The osteotome sinus floor elevation has been carried out with an implant survival rate higher than 95%.<sup>15</sup> However, when osteotome sinus floor elevation is applied without endoscopic control, a direct inspection of the sinus membrane is not possible.<sup>16</sup> And during preparation of the implant site, a perforation might not be recognized.

This study was performed to quantify the gain in height of bone at the implant site by endoscopically controlled osteotome sinus floor elevation and simultaneous implant placement.

### Materials and Method

Patients were selected from the Outdoor Patient Department of the Department of Prosthodontics & Implantology, S.G.T College of Dental Sciences and Research, Gurugram, India, irrespective of socio-economic status, religion, age or sex. A total of 20 implants were placed in the posterior maxillary region, two in each patient.

Prior to beginning implant surgery, a detailed history of the patient was carefully recorded to check for eligibility based upon set inclusion and exclusion criteria.

Routine blood investigations were carried out before the surgery to rule out any systemic disease or bleeding disorders. A thorough clinical and radiographic assessment was done to decide the implant dimensions (Figure A). Subsequently, the diagnostic wax up of the cast was completed, and the surgical template was prepared to guide the implant location and angulation during placement. The diameter and length of the implants used in the study ranged from 3.75 mm to 5 mm and 8 mm to 13 mm, respectively. The surgical procedure was performed using a standardized technique under local anesthesia.

After a mid-crestal incision, a full thickness mucoperiosteal flap was elevated. A pilot drill was used to reach the cancellous bone, stopping 1 mm below the floor of the sinus. Simultaneously, a stab incision was made in the region of the canine fossa, and the maxillary sinus was punctured without flap retraction with progressive osteotomes of 2 mm, 3 mm and 4 mm. A 70-degree bevelled endoscope was used with a second-generation high-definition endoscopic camera to visualize the sinus membrane.

Using larger diameter, concave-tipped osteotomes, the osteotomy was successfully widened, and lateral and apical condensation was done. Each osteotome was retained in place for one minute before the next, greater diameter was used to ensure elastic deformation. The final osteotome with the widest concave tip was used, and the sinus floor elevation was performed under

endoscopic control (Figure B). The cortical plate was punched out of the sinus floor with the adherent membrane, and a tent-like formation was created (Figure C).

The height of the residual alveolar bone was measured with a depth gauge as the distance from the sinus floor (endoscopic control) to the crest of the alveolar ridge. The cortical plate was lifted with the osteotome until no further concomitant spontaneous dissection of the sinus membrane from the sinus floor occurred in the periphery of the elevated region and visible tension of the sinus membrane revealed the risk of rupture. At this point, the height of the elevation was measured again with the depth gauge. Subsequently, the endoscopic view was used to control the dissection of the mucosa from the sinus floor, which was performed with a blunt elevator. At the end of the procedure, all implant sites were tested for perforations of the sinus membrane using the Valsalva maneuver. For the sinus augmentations, particulated autogenous bone from the osteotomy site was applied. The largest osteotome was reinserted to position the grafting material in the newly formed space between the sinus membrane and the sinus floor.

Subsequently, the implant was placed (Figure E). The last view of the implant was captured using a digital camera before

suturing (Figure D). The muco-periosteal flap was repositioned and sutured. A single suture was also placed at the canine fossa region, from where the endoscope was inserted.

On follow-up appointments of one, three and six months, sinus complications were assessed clinically. Periapical radiographs were taken to evaluate the gain in bone height (Figure F). Stability of all implants was checked clinically on the day of second-stage surgery, which was done six months after implant placement. All patients were suitably rehabilitated with a cement-retained prosthesis.

### Results

The bone was measured preoperatively on intraoral periapical radiographs (IOPA) from the crest of the ridge to the sinus lining. Postoperatively, the value was measured from the top of the implant head to the elevated sinus lining, since the implant was placed at the preoperative crest level. The selected patients had a minimum of 5 mm bone height in the posterior maxillary region (Table 1). The mean preoperative height for 20 implant sites was 5.625 mm. The bone height at postoperative baseline was 12.225 mm, achieved through membrane elevation and graft material.

**TABLE 1**  
**Intraoperative and Follow-up Data**

Patient No.	Region of Implant	Vertical dimension of Bone (mm)	Implant Length (mm)	Baseline Bone Height-Immediate Postoperative	Sinus Elevation (mm)	Valsalva Maneuver	Pathologic Findings 6 Months Postop	Loss of Implant
Pt 1	27	5	10	11	6	Negative	None	No
	26	5	10	11	6	Negative	None	No
Pt 2	15	6	11.5	12.5	6.5	Negative	None	No
	17	5	10	11	6	Negative	None	No
Pt 3	16	6	11.5	12.5	6.5	Negative	None	No
	17	6.5	11.5	13.5	7	Negative	None	No
Pt 4	26	6	11.5	12.5	6.5	Negative	None	No
	25	5	8	10	5	Negative	None	No
Pt 5	27	5	10	11.5	6.5	Negative	None	No
	25	5	10	11.5	6.5	Negative	None	No
Pt 6	27	6	10	12	6	Negative	None	No
	26	6	10	12	6	Negative	None	No
Pt 7	17	6	11.5	13.5	7.5	Negative	None	No
	16	6	13	14	8	Negative	None	No
Pt 8	26	5	10	11	6	Negative	None	No
	15	6	10	12	6	Negative	None	No
Pt 9	26	5	10	11	6	Negative	None	No
	16	5	10	11	6	Negative	None	No
Pt 10	17	7	13	14	7	Negative	None	No
	15	6	11.5	13	7	Negative	None	No



After correction of the magnification factor, a statistical analysis was done (Table 2). A slight decrease in bone height was observed at six months on the mesial side (10.827) and distal side (10.834 mm) because of dissolution of graft material and bone remodeling. A mean increase of 5.205 mm (mesial=5.201; distal=5.208) was achieved. The difference between the means was calculated by a pair-difference t-test; a p-value <0.05 was considered sig-

nificant (Table 3). The change from preoperative bone height to six-month postoperative bone height was highly significant ( $p \leq 0.001$ ).

In two out of 10 patients, the implant was clearly visible. In eight patients, only blanching was observed. No perforation was recorded in any patient. There was no delayed post-treatment complication observed clinically. Four out of 10 patients had nose

**TABLE 2**  
Increase in Bone Height Measured from IOPA Radiographs Taken at 1, 3, 6 Months Postsurgery (Magnification Corrected)

Patient No.	Implant Location	Pre-Op Bone Height (Mm)	Implant Length (Mm)	Height of Bone							
				Baseline	1 Month		3 Month		6 Month		
					Mesial	Distal	Mesial	Distal	Mesial	Distal	
Pt 1	27	5	10	11	8.57	8.57	10	11	8.57	8.57	
	26	5	10	11	9.05	8.57	8.7	11	9.05	8.57	
Pt 2	15	6	11.5	12.5	11.48	11.48	11.5	12.5	11.48	11.48	
	17	5	10	11	7.14	8.21	8.7	11	7.14	8.21	
Pt 3	16	6	11.5	12.5	11.42	10	10.7	12.5	11.42	10	
	17	6.5	11.5	13.5	7.85	7.85	10	13.5	7.85	7.85	
Pt 4	26	6	11.5	12.5	7.41	7.41	11.48	12.5	7.41	7.41	
	25	5	8	10	12	11.2	11.76	10	12	11.2	
Pt 5	27	5	10	11.5	6.84	7.37	10	11.5	6.84	7.37	
	25	5	10	11.5	9	8.5	10	11.5	9	8.5	
Pt 6	27	6	10	12	9.52	9.52	9.57	12	9.52	9.52	
	26	6	10	12	9.52	9.52	10	12	9.52	9.52	
Pt 7	17	6	11.5	13.5	11.48	9.02	11.11	13.5	11.48	9.02	
	16	6	13	15	13.04	11.3	13.01	15	13.04	11.3	
Pt 8	26	5	10	11	6.15	6.92	8.64	11	6.15	6.92	
	15	6	10	12	7.27	7.27	8.08	12	7.27	7.27	
Pt 9	26	5	10	11	8.7	8.7	8.7	11	8.7	8.7	
	16	5	10	11	9.1	9.1	9.57	11	9.1	9.1	
Pt 10	17	7	13	14	11.21	9.35	12.5	14	11.21	9.35	
	15	6	11.5	13	11.57	11.11	11.54	13	11.57	11.11	

**TABLE 3**  
Statistical Analysis of Bone Available with Baseline, and 6 Months Postoperatively

	Mean	N	Std. Deviation	t-value	p-value
Preoperative Bone Available (mm)	5.625	20	0.62566	36.685	<0.001**
Baseline Immediate Postoperatively	12.225	20	1.16388		
Preoperative Bone Available (mm)	5.625	20	0.62566	25.19	<0.001**
Bone on DISTAL Side 6 Months Postoperatively	10.8265	20	1.1866		
Preoperative Bone Available (mm)	5.625	20	0.62566	19.956	<0.001**

bleeding as an immediate post-treatment complication. On the day of second-stage surgery, after six months, the stability of the implants was assessed. None of the implants had any mobility, and all were well integrated.

### Discussion

The posterior edentulous maxilla presents special challenges to implant surgeons that are unique to this region. As the edentulous area continues to atrophy, there is continuing loss of bone height and density and an increase in antral pneumatisation.<sup>2-4,17</sup>

Two-step techniques, like onlay grafting, are costly and invasive and require extensive treatment time. Among the one-step procedures, lateral window approach direct sinus lift and crestal approach indirect sinus lift procedures are the most popular. With the lateral window technique, an average augmentation volume of  $3.50 \pm 1.33 \text{ cm}^3$  has been considered necessary to place an implant 10 mm to 13 mm in length when the residual bone height is 5 mm.<sup>18</sup> When the osteotome sinus floor elevation is performed, a minimum augmentation volume of only  $0.5 \text{ cm}^3$  is required, because of the local aspect of the augmentation.<sup>19</sup> This ensures that the functions of the maxillary sinus, such as adding resonance to the voice, some degree of olfactory function, warming and humidifying inspired air, and a reduction of the weight of the skull are not altered.

Another decisive factor that encourages use of a minimally invasive sinus floor elevation technique is the desire for undisturbed vascularisation of the grafting material placed in the sinus floor during the healing period. Vascularisation is provided by an endosseous and extraosseous anastomosis between the posterior superior alveolar artery and the infraorbital artery and branches of these vessels in the sinus membrane. Considering all of the disadvantages and complications of indirect sinus lift, endoscopically controlled sinus lift seems to be the technique of choice. It can be rightly called “direct, indirect sinus lift.”

Thus, from the above study, it can be safely concluded that:

1. A maximum elevation of 8 mm was achieved under endoscopic control with a mean increase of 5 mm in bone height from preoperative levels.
2. In all 20 implant sites, no rupture of membrane was seen.
3. No delayed sinus complications or any other pathology occurred due to this procedure.

All of the achievements gained have proved it is safer to do the indirect sinus lift procedure. There are tremendous advantages to using endoscopy in implant dentistry. Further research may be carried out by combining this technique during placement of zygomatic implants. //

Queries about this article can be sent to Dr. Madan at [drreshumadan@yahoo.com](mailto:drreshumadan@yahoo.com).

### REFERENCES

1. Misch CE, Resnik RR, Dietsh FM. Contemporary Implant Dentistry. 3rd ed. Elsevier 2011:905-957.
2. Zinner ID, Small SA. Sinus lift graft: using the maxillary sinuses to support implants. J Am Dent Assoc 1996;127:51-57.
3. Fugazzotto PA. Success and failure rates of implants in Type IV bone. J Periodontol 1993;64:1085-1087.
4. Jaffin RA, Berman CI. The excessive loss of Brånemark fixtures in type IV bone: a five-year analysis. J Periodontol 1991;62:2-4.
5. Lekholm U, Zarb GA. Tissue-Integrated Prosthesis: Osseointegration in Clinical Dentistry. Quintessence 1985:233-240.
6. Bahat O. Brånemark system implants in the posterior maxilla: clinical study of 660 implants followed for 5 to 12 years. Int J Oral Maxillofac Implants 2000;15:646-653.
7. Smiler DG, Johnson PW, Lozada JL, Misch C, Rosenlicht JL, Tatum OH Jr, Wagner JR. Sinus lift grafts and endosseous implants: Treatment of the atrophic posterior maxilla. Dent Clin North Am 1992;36:151-186.
8. Jensen J, Simonsen EK, Sindet-Pedersen S. Reconstruction of the severely resorbed maxilla with bone grafting and osseointegrated implants: a preliminary report. J Oral Maxillofac Surg 1990;48:27-32.
9. Wheeler SL, Holmes RE, Calhoun CJ. Six-year clinical and histologic study of sinus-lift grafts. Int J Oral Maxillofac Implants 1996;11:26-34.
10. Tatum OH Jr. Maxillary and sinus implant reconstructions. Dent Clin North Am 1986;30:207-229.
11. Tatum OH Jr. Sinus lift grafts and endosseous implants. Treatment of the atrophic posterior maxilla. Dent Clin North Am 1992;36:151-186.
12. Peleg M, Mazor Z, Chaushu G, Garg AK. Sinus floor augmentation with simultaneous implant placement in the severely atrophic maxilla. J Periodontol 1998;69:1397-1403.
13. Horowitz RA. The use of osteotomes for sinus augmentation at the time of implant placement. Compend Contin Educ Dent 1997;18:441-452.
14. Glauser G, Naef R, Schärer P. The osteotome technique—a different method of implant placement in the posterior maxilla. Implantol 1998;2:103-120.
15. Rosen RP, Summers R, Mellado JR, et al. The bone-added osteotome sinus floor elevation technique: multicenter retrospective report of consecutively treated patients. Int J Oral Maxillofac Implants 1999;14:853-858.
16. Horowitz RA. The use of osteotomes for sinus augmentation at the time of implant placement. Compend Contin Educ Dent 1997;18:441-452.
17. Chanavaz M. Anatomy and histophysiology of the periosteum: quantification of the periosteal blood supply to the adjacent bone with  $^{85}\text{Sr}$  and gamma-spectrometry. J Oral Implantol 1995;21:214-219.
18. Uchida Y, Goto M, Katsuki T, Akiyoshi T. A cadaveric study of maxillary sinus size as an aid in bone grafting of the maxillary sinus floor. J Oral Maxillofac Surg 1998;56:1158-1163.
19. Nkenke E, Schlegel A, Mosgau SS, Neukam FW, Wiltfang J. The endoscopically controlled osteotome sinus floor elevation. Int J Oral Maxillofac Implants 2002;17:557-66.



Dr. Phogat



Dr. Madan

**Shefali Phogat, M.D.S.**, is senior reader in the Department of Prosthodontics, Faculty of Dental Science, SGT University, Gurugram, India.

**Reshu Madan, M.D.S.**, is senior reader in the Department of Prosthodontics, Faculty of Dental Science, SGT University, Gurugram, India.

**Harish Yadav, M.D.S.**, is in private practice in Gurugram, India.

**Anil Yadav, M.D.S.**, is in private practice in Gurugram, India.

**Puja Malhotra, M.D.S.**, is professor, Department of Prosthodontics, Faculty of Dental Sciences, SGT University, Gurugram, India.



Dentistry is challenging.  
What animal will be  
your best friend in your  
professional practice?

# SPECIAL FOLD-IN

Inspired by "MAD" Magazine's Al Jaffee



FOLD PAGE OVER LIKE THIS.

FOLD PAGE BACK SO THAT "A" MEETS "B" A▶

◀B



Illustration by Doug Wright

VOLUMES OF LOST ANIMALS NEED ORIENTEERING  
DURING THEIR LIFETIMES AND FUNDAMENTAL  
LEARNING MAKES FOR SELFLESS CRUSADERS  
TO RISE UP AND SHEPHERD THE PACK.

A▶

◀B



# WEST COAST DISTRICT DENTAL ASSOCIATION

A COMPONENT OF THE AMERICAN & FLORIDA DENTAL ASSOCIATIONS

1114 Kyle Wood Lane  
Brandon, FL 33511  
(813) 654-2500 Fax (813) 654-2505  
lissette@wcdental.org  
[www.wcdental.org](http://www.wcdental.org)

PRESORTED  
STANDARD  
U.S. POSTAGE  
PAID  
TAMPA, FL  
PERMIT NO 3239

**Mission:**  
*Helping Members Succeed*

**Values:**  
*Service, Commitment,  
Integrity and Excellence*

**Culture:**  
*The Reliable Resource  
for Dentists.*

The WCDDA Newsletter is published two times a year, in the Fall and the Spring. The Editor of the association and staff organize, print and mail to membership. The position of the editor is elected by the Executive Cabinet and does not have a specified term. The editorial staff holds the right to deny ads submitted for publishing. The newsletter may publish signed articles relating to all phases of dentistry, but assumes no responsibility for opinions expressed by the contributors. Publication in this newsletter does not imply the West Coast District Dental Association endorses any products or services that are advertised. Views, editorials, news columns and/or articles are those of the author's and not necessarily of the editor, staff, or members of the West Coast District Dental Association.

EDITOR  
Hugh Wunderlich, DDS, CDE

CO-EDITOR  
Oscar Menendez, DDS

MANAGING EDITOR  
Kelsey Bulnes, CMP

EXECUTIVE DIRECTOR  
Lissette Zuknick

THE WEST COAST DISTRICT  
DENTAL ASSOCIATION  
serves these counties:

Charlotte	Hardee	Manatee
Citrus	Hendry	Pasco
Collier	Hernando	Pinellas
DeSoto	Highlands	Polk
Glades	Hillsborough	Sarasota
	Lee	

Join us for an evening of *Glamour & Elegance* as we celebrate

**West Coast District Dental Association's President's Reception and Awards Ceremony**  
Thursday, February 2, 2017 | 6:30 p.m. – 8:30 p.m.

**Oxford Exchange | 420 West Kennedy Boulevard | Tampa, FL 33606**

*Attire: Red Carpet Chic*

Event held in conjunction with the West Coast District Dental Association's 2017 Annual Meeting.  
Additional details can be found enclosed in the 95<sup>th</sup> Annual Meeting Brochure.

## CLASSIFIEDS

Dental Office for Lease: Lease by the Operatory and lease by the day. Lease 1-9 Operatories. Great for Specialists, GP, New Grads or Assoc. looking to start their own office. Growing area in Trinity. Equipment available. Instant office in a prime location. Signage available.  
<http://www.crelisting.net/Bpy7Mva7Q>. Call (813) 480-1637 / [Bruce@Doylemcgrath.com](mailto:Bruce@Doylemcgrath.com)

## WCDDA's Breakfast Lecture Series

### WHAT YOU DIDN'T LEARN IN DENTAL SCHOOL!

**This series will help you learn and manage...**

*Practice Transitions, Insurance and Risk Management, Fraud, Contract Negotiations and Economy in Dentistry*

Renaissance, Tampa | International Plaza and Bay Street  
4200 Jim Walter Blvd, Tampa, FL 33607

**Sat., March 11 & May 20, 2017 | 8:00 a.m. – 11:00 a.m.**

*Breakfast will be included. \$10.00 to attend the breakfast lecture.*

Contact Kelsey Bulnes at [Kelsey@wcdental.org](mailto:Kelsey@wcdental.org) or (813) 654-2500 for additional information and to register.



Throughout the 13 counties in the WCDDA district there are 12 affiliates that meet regularly. In addition to the ADA, FDA and WCDDA, the Affiliates are another great way to get involved and access benefits to help you and your dental practice.

- ✓ Monthly meetings including quality continuing education, networking and dinner.
- ✓ Peer-to-peer case review and discussion among referring colleagues.
- ✓ Volunteer opportunities.
- ✓ Direct and immediate support from the local, state and national levels.
- ✓ Grassroots awareness and involvement such as fluoride, community dental clinics, political outreach and other important issues that arise in the community.
- ✓ Community service programs.

**Do you provide mobile dental care?**

Let us know! Patients are in need. Please contact Kelsey at [Kelsey@wcdental.org](mailto:Kelsey@wcdental.org)

## Join your local affiliate today!

### Affiliate Program Dates and Contact Information

#### CHARLOTTE COUNTY DENTAL SOCIETY

Dr. Maura Slack, President - (941) 249-9193

**January 10, 2017**

Prescription Drug Abuse: An Epidemic, Kim Hathaway, MSN, RN, LHRN, CPHRM, CPHQ

**February 7, 2017**

Who Moved My Retirement?, James Pitts, Financial Advisor, Retired Dentist

**March 14, 2017**

TBD

**April 11, 2017**

Forensic Dentistry, Dr. Judy Marshall

**May 9, 2017**

TBD

#### COLLIER COUNTY DENTAL ASSOCIATION

[www.collierdentists.com](http://www.collierdentists.com)

Dr. Jeffrey Skupny, President – (239) 261-5566

**November 17, 2016**

Lasers, John Graeber, DMD

**January 19, 2017**

Geriatric Dentistry, Anna Avola, DMD, MS

**February 16, 2017**

Restorative Dentistry, Robert Ritter, DMD

**March 16, 2017**

Bioactive Materials, Michael Dorociak, DDS, MAGD

**April 20, 2017**

Edentulous Overdentures, Luiz Gonzaga, DDS, MS

**May 5, 2017**

Collier and Lee's Spring Meeting, Cathy Jameson, PhD

#### GREATER HIGHLANDS COUNTY DENTAL ASSOCIATION

Dr. Kellie Bateman, President – (863) 465-7646

**January 10, 2017**

Prescription Drug Abuse, Kimberly Hathaway

#### HERNANDO COUNTY DENTAL ASSOCIATION

[www.hernandocountysmiles.org](http://www.hernandocountysmiles.org)

Dr. Hanny Hamoui, President – (352) 606-2550

**November 17, 2016**

Advances in Implant Reconstructions, Richard Rasmussen, DDS

**January 19, 2017**

Practice Management, Ed Hopwood, DMD

**March 16, 2017**

TBD, Ikramuddin Aukhil, BDS, MS

**May 18, 2017**

Obstructive Sleep Apnea, Pat Ricalde, MD, DDS

#### HILLSBOROUGH COUNTY DENTAL ASSOCIATION

[www.hcdafla.com](http://www.hcdafla.com)

Dr. Matthew Waite, President – (813) 344-4861

Ms. Michelle Stills, Executive Secretary – (813) 447-3452

**November 15, 2016**

Orthodontics, Dr. Clayton McEntire

**December 2, 2015**

Holiday Party

**January 24, 2017**

Risk Management, Farooq Shafi

**March 28, 2017**

Advanced Bone Grafting for Implant Site Development, Dr. Richard A. Rasmussen, III

**May 23, 2017**

End of Year Meeting, Officer Installation

.....

## LEE COUNTY DENTAL SOCIETY

[www.leecountydental.com](http://www.leecountydental.com)

Dr. Heather Adu-Sarkodie, President – (239) 728-3636  
Ms. Cinda Collmer, Executive Director – (239) 936-9240

### November 17, 2016

Implant Diagnosis, Treatment Planning and Restoration,  
Luiz H. Gonzaga, DDS, MS

### March 16, 2017

Head and Neck Cancer / Pathology, Anthony Anfuso, 21<sup>st</sup> Century  
Oncology

### April 20, 2017

Working Smarter not Harder, Jessica Wilson, Hu-Friedy

### May 5, 2017

Collier and Lee's Spring Meeting, Cathy Jameson, PhD

.....

## MANATEE DENTAL SOCIETY

[www.manateedentalsociety.org](http://www.manateedentalsociety.org)

Dr. Juan Curci, President – (941) 352-1399  
Ms. Kelsey Bulnes, Executive Secretary – (941) 677-8194

### November 15, 2016

Implant Education, Dr. Rick Furgeson

### January 17, 2017

Proven Business Tax Strategies for the Dentist in Private Practice,  
Kelly Clark with the Bradford Co.

### March 21, 2017

Embezzlement, Dr. Annelise Driscoll

### April 18, 2017

TBD

.....

## PINELLAS COUNTY DENTAL ASSOCIATION

[www.smilepinellas.org](http://www.smilepinellas.org)

Dr. Sandy Worman, President – (727) 321-6911  
Ms. Kelsey Bulnes, Executive Secretary – (727) 342-0374

### November 16, 2016

Guided Immediate Full Arch Reconstruction: 2016, Dr. Michael Pikos

### December 7, 2016

What to do When You Get Sued (and What You Can do to Not Get Sued),  
Jeff Goodis & Chandra Miller

### January 4, 2017

Implant Restorations – Surgeon, Restorative Dentist and Technician  
Connection, Jeff Scott, DMD & Rock Sontag, RDT

### March 1, 2017

A Lifetime of Success, Peter Dawson, DDS

.....

## POLK COUNTY DENTAL ASSOCIATION

[www.polkcountydental.com](http://www.polkcountydental.com)

Dr. Haider Alzubaidi, President – (863) 687-8990  
Ms. Tisha Talbot, Executive Secretary – (863) 324-7121

.....

## SARASOTA COUNTY DENTAL ASSOCIATION

[www.scdonline.com](http://www.scdonline.com)

Dr. Lisa Klein, President – (941) 484-6400  
Ms. Jacqueline MacDougall, Exec. Secretary – (941) 953-6235

### November 10, 2016

Minimally Invasive Sinus Augmentation, Thomas Yoon, DDS, MS

### January 12, 2017

Sleep Dentistry, Gy Yatros, DDS

### March 9, 2017

Dental Materials, Michael Dorociak, DDS

### April 13, 2017

TBD, Craig Misch, DDS

.....

## UPPER PINELLAS COUNTY DENTAL ASSOCIATION

[www.upcda.org](http://www.upcda.org)

Dr. Emanuel Kontos, President – (727) 939-2099  
Ms. Lissette Zuknick, Executive Secretary – (727) 449-1232

### November 16, 2016

Guided Immediate Full Arch Reconstruction: 2016, Dr. Michael Pikos

### January 18, 2017

Practice Transitions, Dr. David Griggs

### March 15, 2017

Treatment Planning and Peer Review Update, Dr. Mark Obman

### April 19, 2017

Sleep Apnea, TBD

.....

## WEST PASCO DENTAL ASSOCIATION

[www.thewpda.com](http://www.thewpda.com)

Dr. Robin Nguyen, President – (727) 372-8814

### January 24, 2017

Medical Errors/Risk Management, Mr. Donald Wood

### March 28, 2017

Nugget Night: Tech Night

### April 25, 2017

Perio Updates, Dr. Jessica Stilley